



Western Nevada College


Institutional Advisory Council

STATE OF THE COLLEGE

FALL 2019

Thank You!

ENROLLMENT



Headcount Enrollment

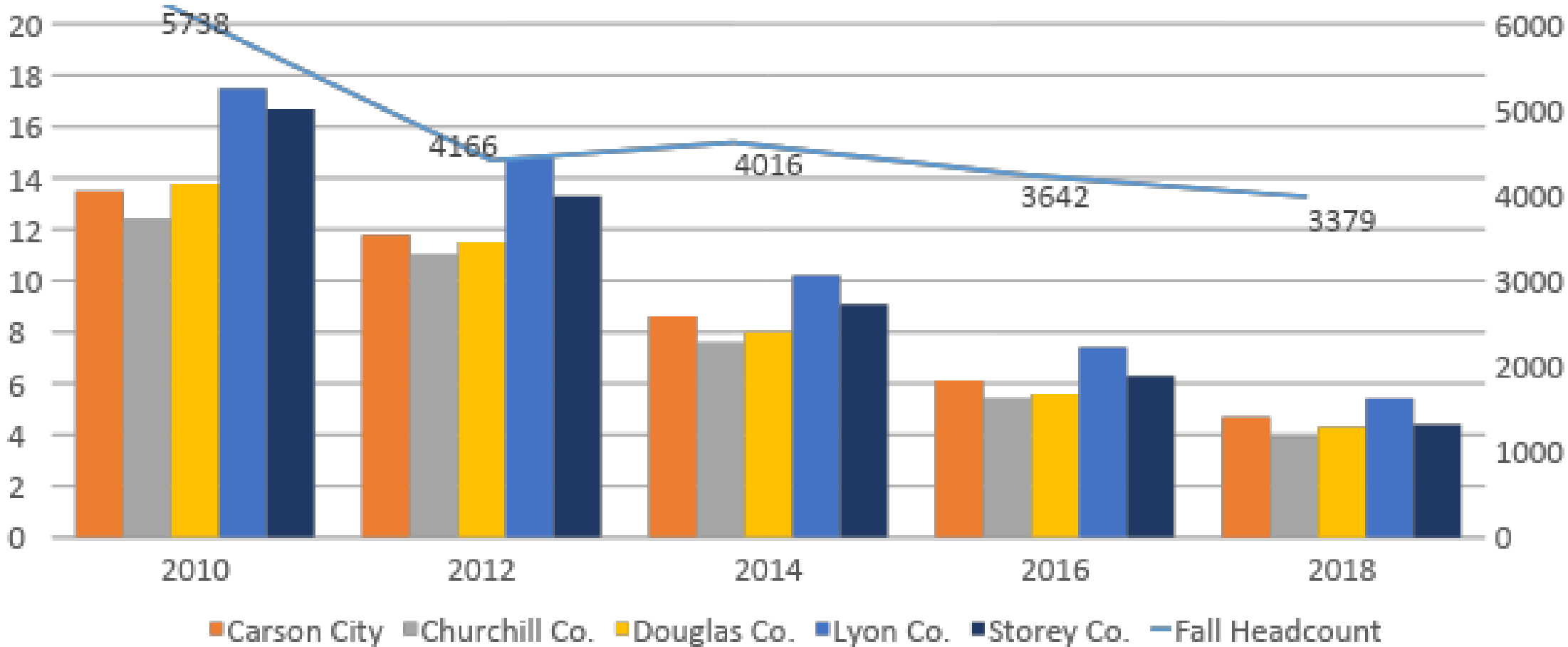
↑ 11.4% from fall 2018

↑ 1.6% from fall 2017

Weighted Student Credit Hours

↑ 4.4% from fall 2018

↑ 3.9% from fall 2017



Start Here *Go Anywhere*

STUDENT BODY- FALL 2019

Veterans – 5%

Enrolled in at least one online class – 46%

Enrolled in 100% online classes – 23%

Students with disabilities – 6%

Enrolled in developmental education – 21%

Degree seeking eligible for federal Pell grants – 41%

Minority students – 34%

Ages 18 to 24 – 43%

Part time – 66%, Full Time – 34%

Women – 57%, Men – 43%





STUDENTS BY EDUCATIONAL GOAL AND FUTURE PARTNERSHIPS

Degree Seeking Students – 1,997 Total
This is the largest group of students on campus
50% are full-time
50% are part-time

Workforce Students – 1,008 Total
25% are full-time
75% are part-time

Non-Degree Seeking Students – 757 Total
7% are full-time
93% are part-time



STUDENT SUCCESS

1,000 degrees issued to 905 students in FY 2019

70% of AA, AS, & AB graduates in 2017-2018 enrolled at a four year institution within one year of graduating.

25% of IPEDS First Time, Full Time, students graduate in six years (Fall 2012 cohort).

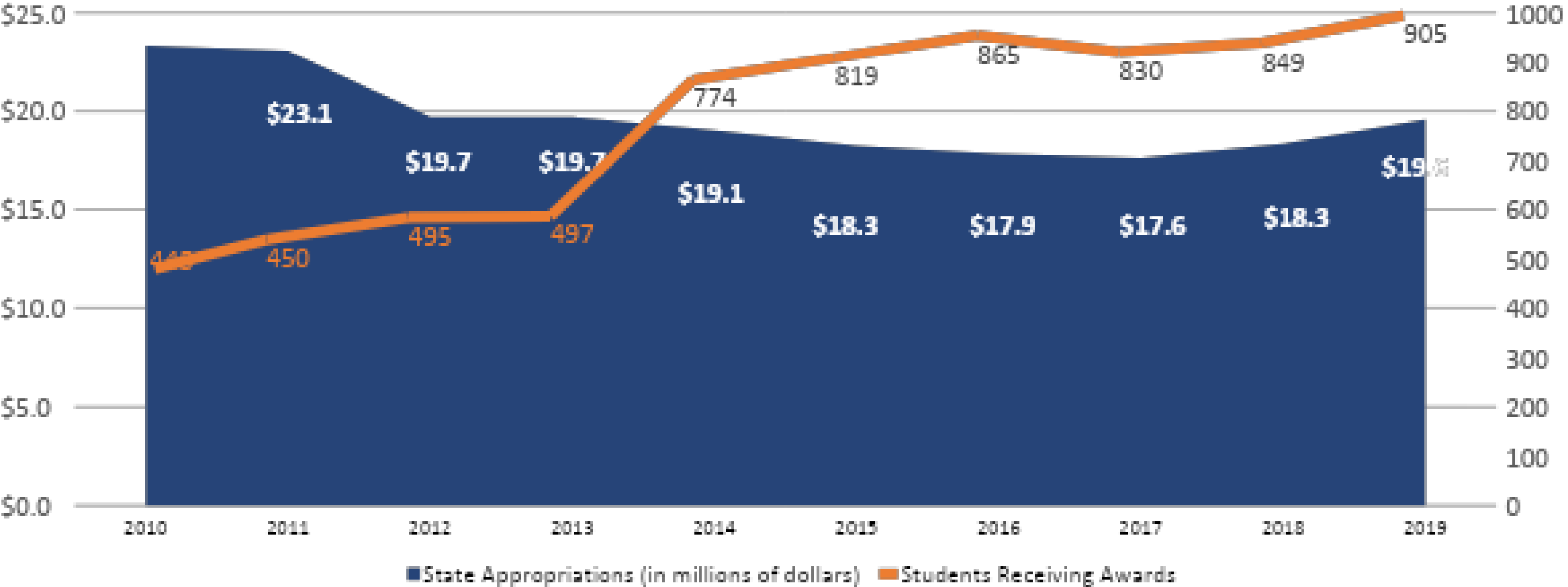
17% increase in number of students receiving awards since FY 2014

THREE-YEAR GRADUATION TRENDS

	FALL 2011	FALL 2012	FALL 2013	FALL 2014	FALL 2015
OVERALL	25%	25%	30%	28%	29%
ALL NON-MINORITY STUDENTS	27%	23%	30%	29%	31%
ALL MINORITY STUDENTS	20%	32%	34%	26%	25%
HISPANIC STUDENTS	25%	32%	35%	28%	26%

Note: Fall cohort start dates

State Appropriations & STUDENT SUCCESS



16% reduction in funding and 103% increase in students receiving awards over last 10 years

FISCAL YEAR – 2020

Budget = \$20,801,377





SOURCES OF REVENUE

STATE GENERAL FUND

\$12,132,663

STATE PERFORMANCE POOL

\$3,033,166

COST OF LIVING ADJUSTMENT (COLA)

\$363,842

REGISTRATION FEES

\$4,962,462

NON-RESIDENT TUITION

\$255,000

MISCELLANEOUS STUDENT FEES

\$9,810

INVESTMENT INCOME

\$44,435

EXPENDITURES

86%

**Team member salary and benefits
(\$17,883,738)**

14%

**General operating budget
(\$2,917,639)**





POTENTIAL SHORTFALL

STRATEGIES TO MITIGATE SHORTFALL

Working on increasing enrollment, retention, and student success

Cost savings taskforce

Leadership groups working on developing cost savings items

Budget committee is reviewing expenditures and revenue





FUNDRAISING

There has been a 300% increase in fundraising over the last nine years.

\$125,800 in FY 2011

\$423,232 in FY 2019

INITIATIVES



- **Jump Start College**
- **Dual Enrollment Programs**
- **Online Education**
- **Rural Education**
- **Nevada Promise Scholarship**
- **Prison Education Program**
- **Professional and Applied Technology**
- **Increased health care degree options for students**
- **Scaling services to meet student needs**
- **Veteran Resource Center**





DEFERRED MAINTENANCE

• Sage Hall Roof	\$250,000
• Auto Technology Roof	\$350,000
• Welding Technology Roof	\$200,000
• Piñon Hall HVAC	\$350,000
• Bristlecone Boiler Replacement	\$500,000
• Shop Ventilation Upgrades	\$500,000
• Reynolds HVAC Replacement	\$500,000
• ADA Life Safety Retrofit	\$1,100,000

TOTAL.....\$3,750,000



THANK YOU