

**Western Nevada College**  
**Healthy Campus Survey Fall 2016**

1 - What is your age?					
Response Option	Weight	Frequency	Percent	Percent Responses	Means
Under 18	(1)	56	11.38%		
18-24	(2)	157	31.91%		
25-30	(3)	59	11.99%		
31-35	(4)	43	8.74%		
36-40	(5)	31	6.3%		
41-45	(6)	31	6.3%		
46-50	(7)	25	5.08%		
51-55	(8)	30	6.1%		
56-60	(9)	30	6.1%		
61-65	(10)	13	2.64%		
66-70	(11)	13	2.64%		
Over 70	(12)	4	0.81%		
				0 25 50 75 100	
<b>Return Rate</b>	492/4063 (12.11%)				

2 - 2. What is your sex?					
Response Option	Weight	Frequency	Percent	Percent Responses	Means
Female	(1)	317	64.43%		
Male	(2)	173	35.16%		
Other	(3)	3	0.61%		
				0 25 50 75 100	
<b>Return Rate</b>	492/4063 (12.11%)				

3 - 3. What tobacco products do you use? Mark all that apply.					
Response Option	Weight	Frequency	Percent	Percent Responses	Means
None	(1)	418	84.96%		
Cigarettes	(2)	56	11.38%		
Other tobacco products (cigars, chew, snus, cigarillos, etc)	(3)	12	2.44%		
E-sigs and vaporizers	(4)	17	3.46%		
				0 25 50 75 100	
<b>Return Rate</b>	492/4063 (12.11%)				

4 - 4. Are you a...					
Response Option	Weight	Frequency	Percent	Percent Responses	Means
Student	(1)	411	83.54%		
Faculty	(2)	56	11.38%		
Staff	(3)	42	8.54%		
				0 25 50 75 100	
<b>Return Rate</b>	492/4063 (12.11%)				

5 - 5. Are you aware of WNC's tobacco policy?					
Response Option	Weight	Frequency	Percent	Percent Responses	Means
Yes	(1)	370	75.2%		
No	(2)	123	25%		
				0 25 50 75 100	
<b>Return Rate</b>	492/4063 (12.11%)				

Western Nevada College  
Healthy Campus Survey Fall 2016

6 - 6. Do you currently use the designated smoking areas?					
Response Option	Weight	Frequency	Percent	Percent Responses	Means
Yes	(1)	46	9.35%		
No	(2)	59	11.99%		
I don't smoke	(3)	401	81.5%		
				0 25 50 75 100	
<b>Return Rate</b>	492/4063 (12.11%)				








7 - 7. Moving forward, WNC Tobacco Policy will support a completely Tobacco Free Campus by Fall 2017. Are you aware of this healthy initiative?					
Response Option	Weight	Frequency	Percent	Percent Responses	Means
Yes	(1)	320	65.04%		
No	(2)	173	35.16%		
				0 25 50 75 100	
<b>Return Rate</b>	492/4063 (12.11%)				

8 - 8. Do you support WNC being a 100% Tobacco Free Campus in Fall 2017					
Response Option	Weight	Frequency	Percent	Percent Responses	Means
Yes	(1)	407	82.72%		
No	(2)	88	17.89%		
				0 25 50 75 100	
<b>Return Rate</b>	492/4063 (12.11%)				

9 - 9. If you work in administration or as staff on campus, do you see a tobacco free campus impacting your work environment?					
Response Option	Weight	Frequency	Percent	Percent Responses	Means
No	(1)	169	49.42%		
Yes, positively	(2)	154	45.03%		
Yes, negatively	(3)	25	7.31%		
				0 25 50 75 100	
<b>Return Rate</b>	342/4063 (8.42%)				

10 - 10. How do you like to receive information and/or updates about campus initiatives? (choose your top three choices)					
Response Option	Weight	Frequency	Percent	Percent Responses	Means
Facebook	(1)	65	13.86%		
Text messages	(2)	84	17.91%		
Twitter	(3)	9	1.92%		
WNC website	(4)	278	59.28%		
At events	(5)	52	11.09%		
Campus monitors/message boards	(6)	147	31.34%		
email list serve	(7)	310	66.1%		
				0 25 50 75 100	
<b>Return Rate</b>	469/4063 (11.54%)				

**Western Nevada College  
Healthy Campus Survey Fall 2016**

11 - 13. Where do you take your classes? Check all that apply.								
Response Option	Weight	Frequency	Percent	Percent Responses	Means			
Carson City	(1)	373	81.62%					
Douglas	(2)	37	8.1%					
Fallon	(3)	66	14.44%					
Fernley	(4)	5	1.09%					
Silver Springs	(5)	4	0.88%					
Yerington	(6)	1	0.22%					
Online	(7)	114	24.95%					
				0	25	50	75	100
<b>Return Rate</b>	457/4063 (11.25%)							