

Fast Facts

as of Fall 2024

ESTABLISHED
1971



DEGREES/CERTIFICATES

- Bachelor of Applied Science
- Associate of Arts
- Associate of Science
- Associate of Business
- Associate of General Studies
- Associate of Applied Science
- Certificate of Achievement
- Industry Certification

AREAS OF STUDY

- Art, Music & Graphic Design
- Automation & Industrial Technology
- Automotive, Machining & Welding
- Biological, Physical & Environmental Sciences
- Business, Finance & Marketing
- Computer Programming, Networking & Cybersecurity
- Construction Management, OSHA & Inspection
- Criminal Justice & Law Enforcement
- Education, History & Humanities
- Engineering, Mathematics & Physics
- Healthcare & Nursing
- Language & Communications
- Leadership & Project Management
- Para-medicine & Emergency Medical Services
- Social Work, Psychology & Behavioral Sciences

SCHOLARSHIPS

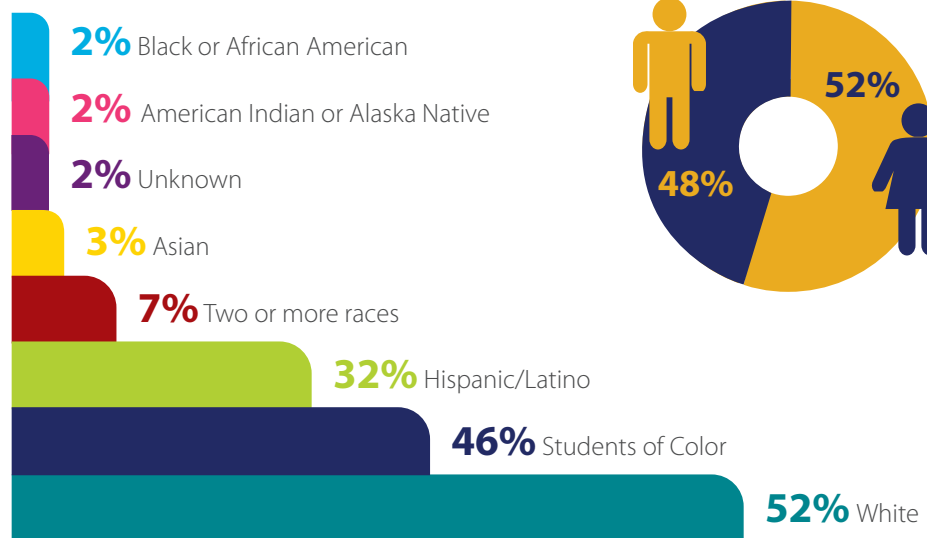
500 students received \$814,000 in scholarships through the WNC Foundation in 2023-2024.

HISPANIC & MINORITY SERVING INSTITUTION

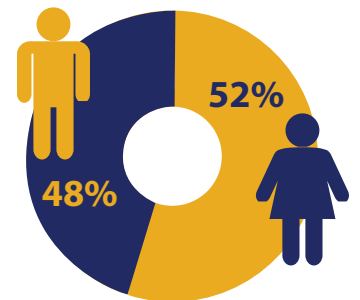
WNC has been a Hispanic Serving Institution (HSI) and a Minority Serving Institution (MSI) since 2018



ETHNICITY



GENDER



PART TIME

71%



29%
FULL TIME

41%

Under 18

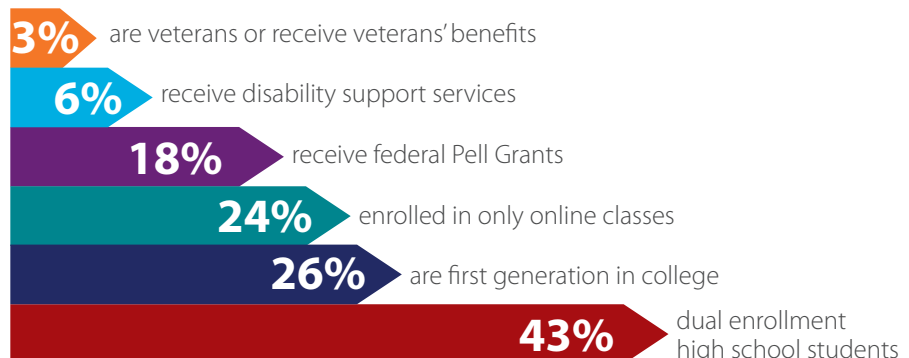
33%

18-24

27%

25+

AVERAGE AGE OF STUDENTS **23.3** YEARS OLD



627

Bachelor and Associate degrees awarded



401

Certificates of Achievement and Industry Skills Certifications awarded



92%

Job Placement Rate



69%

Fall to Fall Retention Rate



65%

Transfer Rate



37%

Graduation Rate *Fall 2019*

University Transfer Degree

55%

Non-degree seeking

24%

Career/Technical Degree or Certificate

22%

COUNTY OF RESIDENCE

